



INSTRUCTIONS D'ASSEMBLAGE
ASSEMBLY INSTRUCTIONS

8J23L31

MONARCH[®]
SPECIALTIES INC.

SOFA -
77"L / TISSU BRUN PALE #LUMOS-31

SOFA -
77"L / LIGHT BROWN FABRIC #LUMOS-31

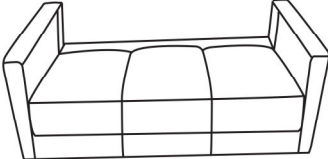
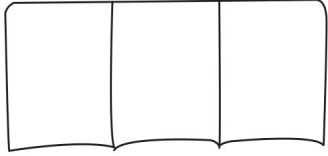


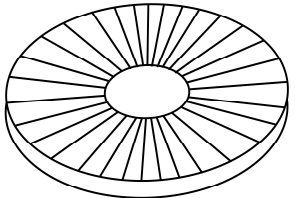


**POUR DE L'ASSISTANCE OU POUR COMMANDER
DES PIÈCES CONTACTEZ NOTRE DÉPARTEMENT
DE SERVICE À LA CLIENTÈLE.**


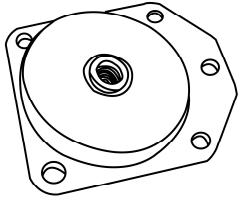
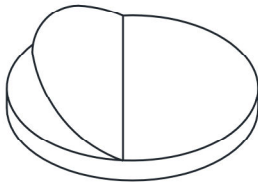
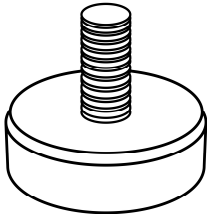
**FOR ASSISTANCE OR TO ORDER PARTS
CONTACT OUR CUSTOMER SERVICE DEPARTMENT**

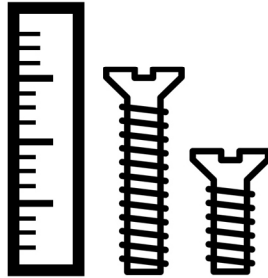
WWW.MONARCHSERVICE.COM

LISTE DES PIÈCES
PARTS LIST

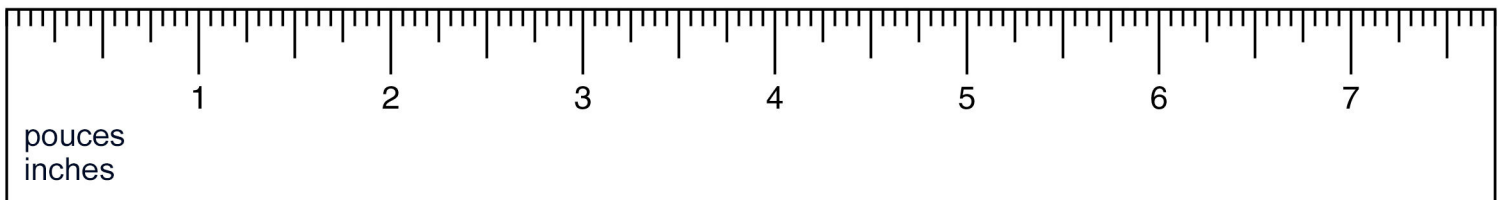
PIÈCE / PART #	IMAGE	DESCRIPTION	QTY / QTÉ
1		SOFA SEAT ASSISE DE CANAPÉ	1
2		BACK CUSHION COUSSIN DE DOSSIER	1
3		LEG PATTE	4
4		SUPPORT LEG PATTE DE SUPPORT	1
5		LEG SUPPORT SUPPORT DE PATTE	1

LISTE DES PIÈCES DE MONTAGE
HARDWARE LIST

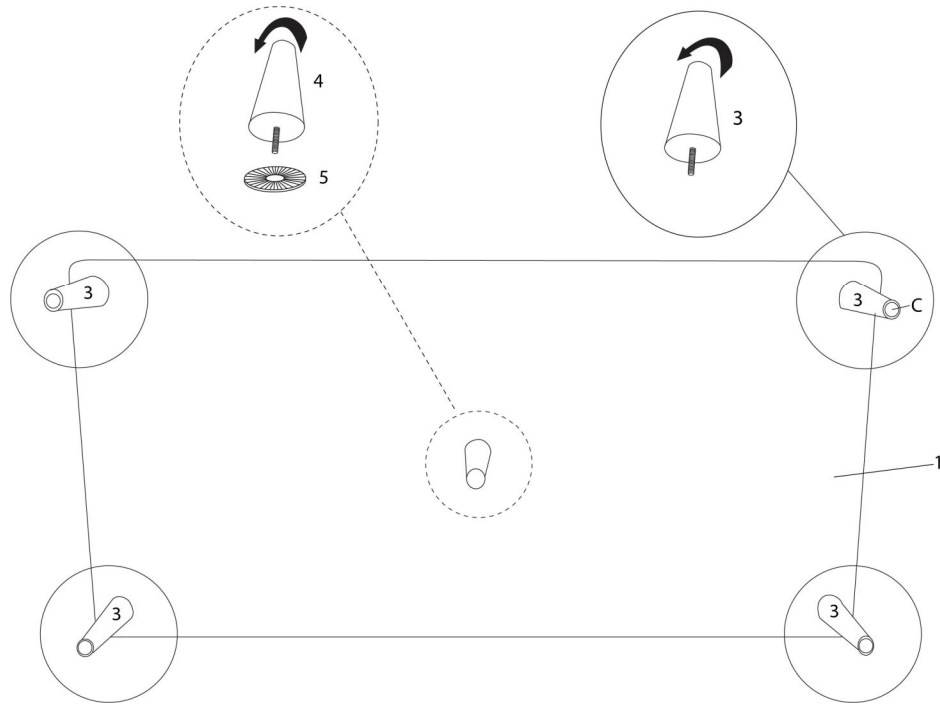
PIÈCE / PART #	IMAGE	DESCRIPTION	QTY / QTÉ
LISTE DES PIÈCES DE MONTAGE (DÉJÀ INSTALLÉES) HARDWARE LIST (ALREADY INSTALLED)			
A		BACK METAL BRACKETS (SET) ÉQUERRES MÉTAL - DOSSIER (ENS.)	2
B		SUPPORT SUPPORT	4
C		FLOOR PROTECTOR PROTECTEUR DE PLANCHER	4
D		ADJUSTABLE LEVELING LEG PATTE DE NIVELLEMENT AJUSTABLE	1



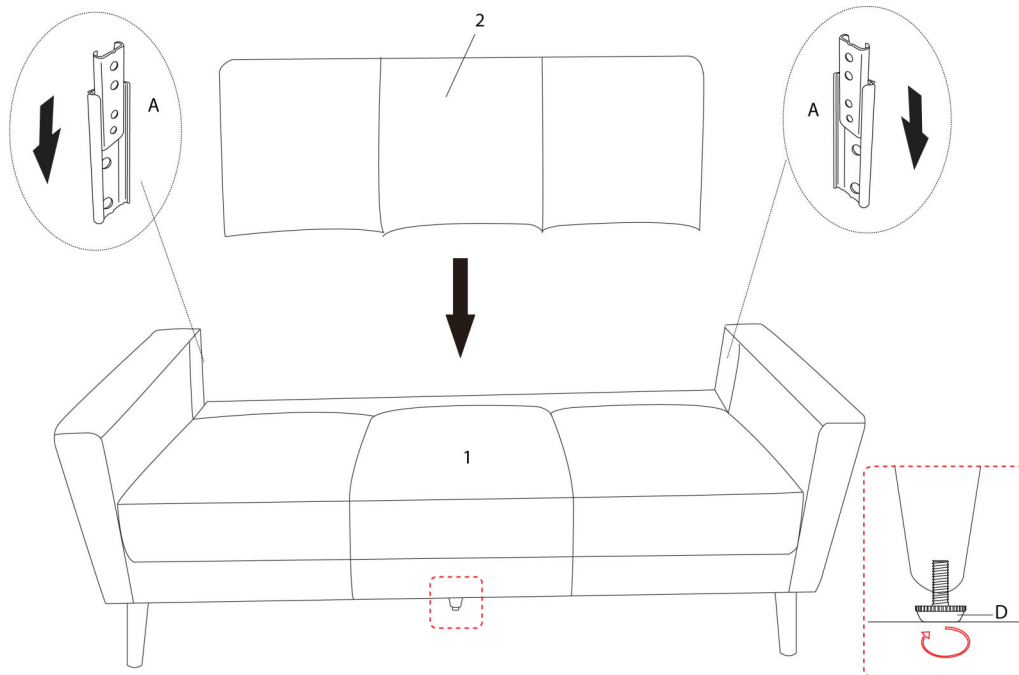
OUTIL DE VÉRIFICATION DE DIMENSIONS DES PIÈCES
HARDWARE DIMENSIONS VERIFICATION TOOL



ÉTAPE / STEP 1



ÉTAPE / STEP 2



ÉTAPE / STEP 3

