



**INSTRUCTIONS D'ASSEMBLAGE**  
**ASSEMBLY INSTRUCTIONS**

---

# 8J22L31

---

**CAUSEUSE -**  
**58"L / TISSU BRUN PALE #LUMOS-31**

**LOVE SEAT -**  
**58"L / LIGHT BROWN FABRIC #LUMOS-31**

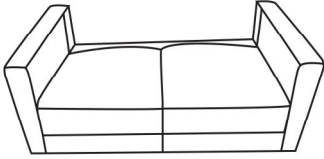
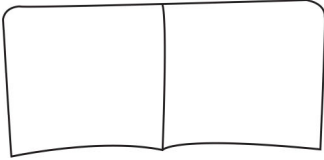



**POUR DE L'ASSISTANCE OU POUR COMMANDER  
DES PIÈCES CONTACTEZ NOTRE DÉPARTEMENT  
DE SERVICE À LA CLIENTÈLE.**


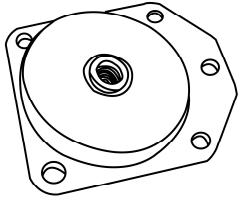
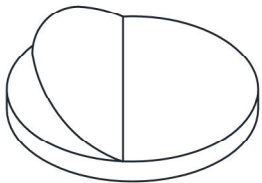
**FOR ASSISTANCE OR TO ORDER PARTS  
CONTACT OUR CUSTOMER SERVICE DEPARTMENT**

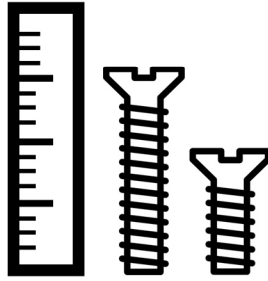
**[WWW.MONARCHSERVICE.COM](http://WWW.MONARCHSERVICE.COM)**

**LISTE DES PIÈCES**  
**PARTS LIST**

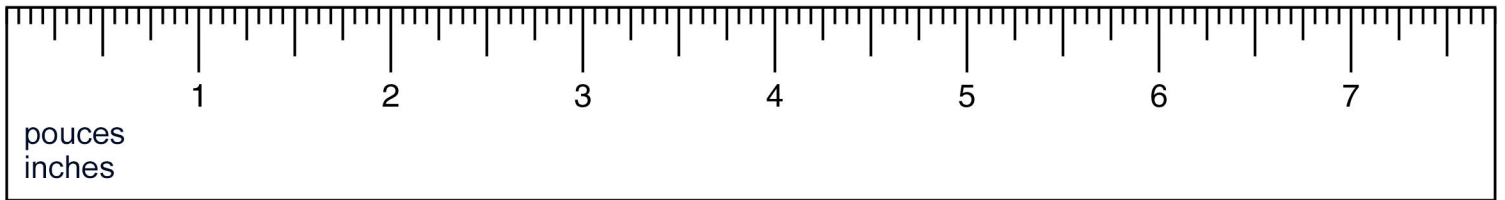
| PIÈCE / PART # | IMAGE   | DESCRIPTION   | QTY / QTÉ |
|----------------|---|---|-----------|
| 1              |    | <p align="center">LOVE SEAT<br/>CAUSEUSE</p>              | 1         |
| 2              |    | <p align="center">BACK CUSHION<br/>COUSSIN DE DOSSIER</p> | 1         |
| 3              |  | <p align="center">LEG<br/>PATTE</p>                       | 4         |

**LISTE DES PIÈCES DE MONTAGE**  
**HARDWARE LIST**

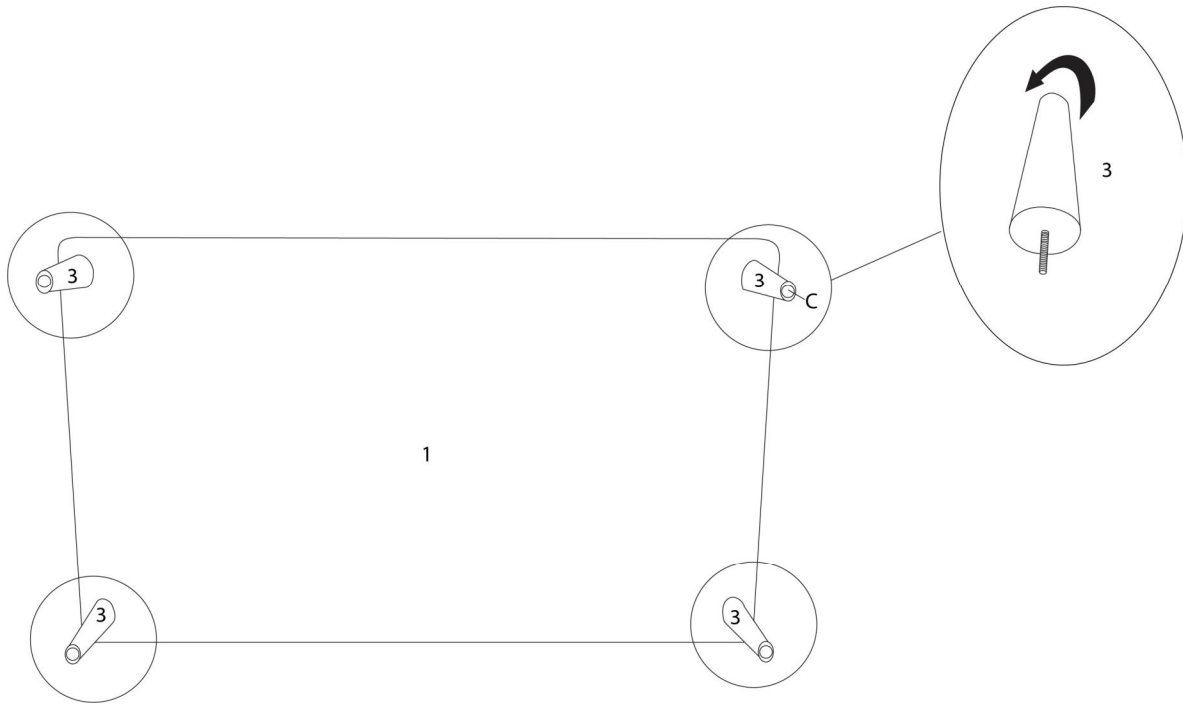
| PIÈCE / PART #   | IMAGE   | DESCRIPTION  | QTY / QTÉ |
|--|---|--|-----------|
| <b>LISTE DES PIÈCES DE MONTAGE (DÉJÀ INSTALLÉES)</b><br><b>HARDWARE LIST (ALREADY INSTALLED)</b> |   |  |           |
| <b>A</b>   |    | <b>BACK METAL BRACKETS (SET)</b><br><b>ÉQUERRES MÉTAL - DOSSIER (ENS.)</b> | <b>2</b>  |
| <b>B</b>   |  | <b>SUPPORT</b><br><b>SUPPORT</b>   | <b>4</b>  |
| <b>C</b>   |  | <b>FLOOR PROTECTOR</b><br><b>PROTECTEUR DE PLANCHER</b>                    | <b>4</b>  |



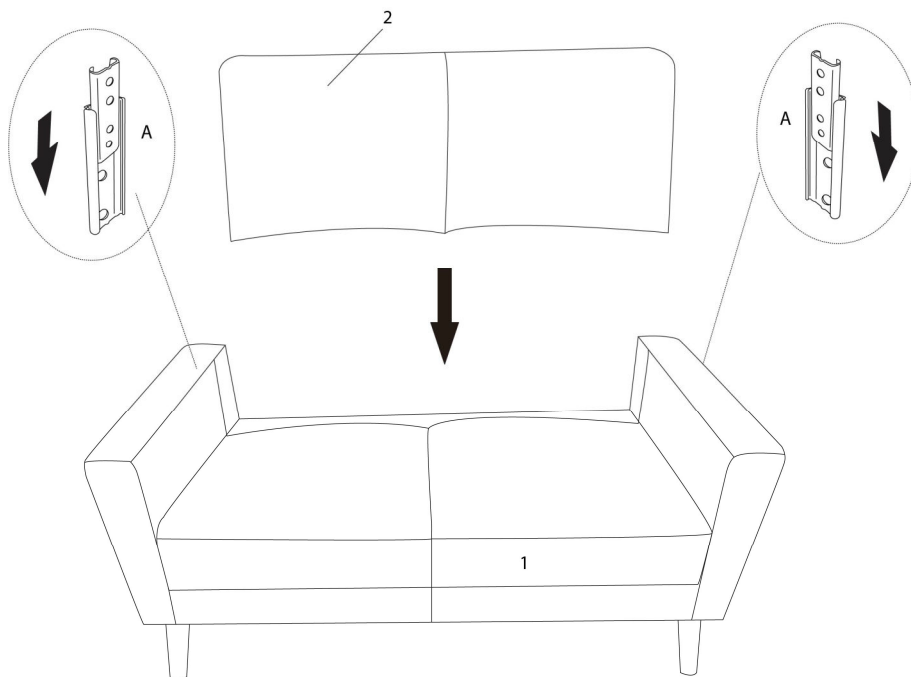
OUTIL DE VÉRIFICATION DE DIMENSIONS DES PIÈCES  
HARDWARE DIMENSIONS VERIFICATION TOOL



ÉTAPE / STEP 1



ÉTAPE / STEP 2



ÉTAPE / STEP 3

