



**INSTRUCTIONS D'ASSEMBLAGE
ASSEMBLY INSTRUCTIONS**

MONARCH
SPECIALTIES INC.

I 3726-1

**TABLE D'APPOINT -
20"DIA / ARGENT BROSSE / MIROIR**

**ACCENT TABLE -
20"DIA / BRUSHED SILVER / MIRROR**

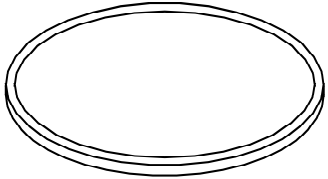
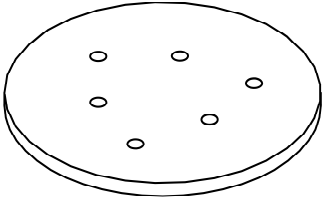
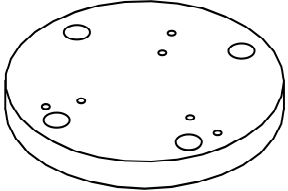



**POUR DE L'ASSISTANCE OU POUR COMMANDER
DES PIÈCES CONTACTEZ NOTRE DÉPARTEMENT
DE SERVICE À LA CLIENTÈLE.**




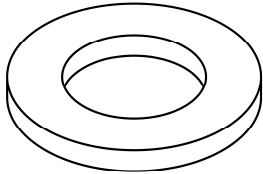
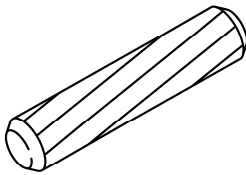
**FOR ASSISTANCE OR TO ORDER PARTS
CONTACT OUR CUSTOMER SERVICE DEPARTMENT**

WWW.MONARCHSERVICE.COM

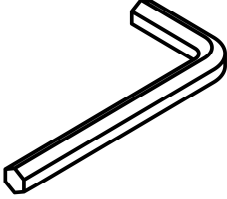
LISTE DES PIÈCES
PARTS LIST

PIÈCE / PART #	IMAGE	DESCRIPTION	QTY / QTÉ
1		<p>TOP PANEL PANNEAU DE SURFACE</p>	1
2		<p>SUPPORT PANEL PANNEAU DE SOUTIEN</p>	1
3		<p>BOTTOM PANEL PANNEAU DU BAS</p>	1
4		<p>LEG PATTE</p>	3

LISTE DES PIÈCES DE MONTAGE
HARDWARE LIST

PIÈCE / PART #	IMAGE	DESCRIPTION	QTY / QTÉ
A		ASSEMBLING BOLT - 1/4" X 1 1/8" BOULON D'ASSEMBLAGE - 1/4" X 1 1/8"	6
B		ASSEMBLING BOLT - 1/4" X 1 5/8" BOULON D'ASSEMBLAGE - 1/4" X 1 5/8"	6
C		LOCK WASHER - 3/8" X 1/4" ENTRETOISE DE MÉTAL - 3/8" X 1/4"	12
D		METAL WASHER - 5/8" X 1/4" RONDELLE DE MÉTAL - 5/8" X 1/4"	12
E		WOOD DOWEL - 3/8" X 1 1/8" GOUJON DE BOIS - 3/8" X 1 1/8"	3

LISTE DES PIÈCES DE MONTAGE
HARDWARE LIST

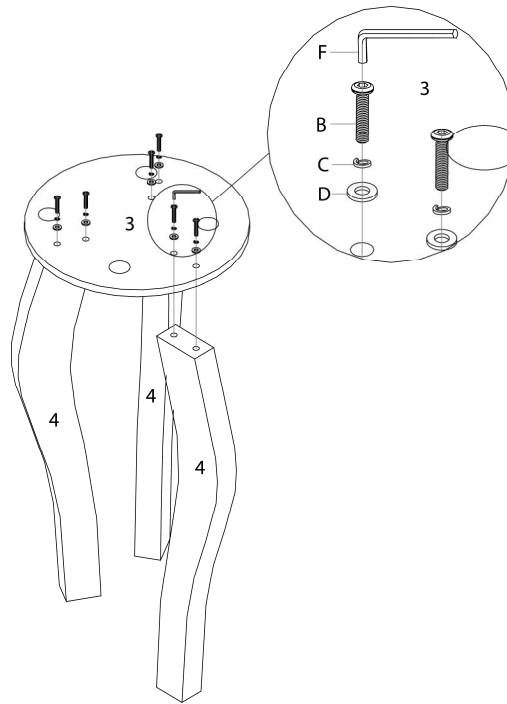
PIÈCE / PART #	IMAGE	DESCRIPTION	QTY / QTÉ
F		HEX KEY CLÉ HEXAGONALE	1



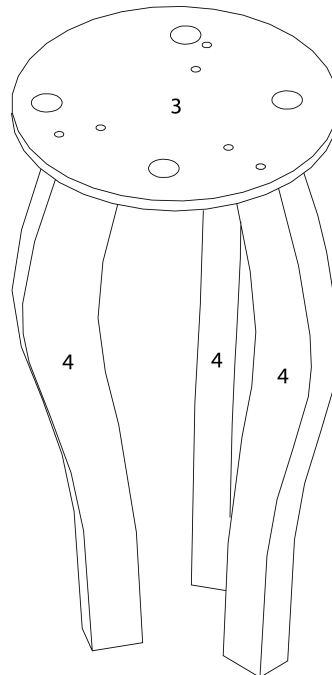
OUTIL DE VÉRIFICATION DE DIMENSIONS DES PIÈCES
HARDWARE DIMENSIONS VERIFICATION TOOL



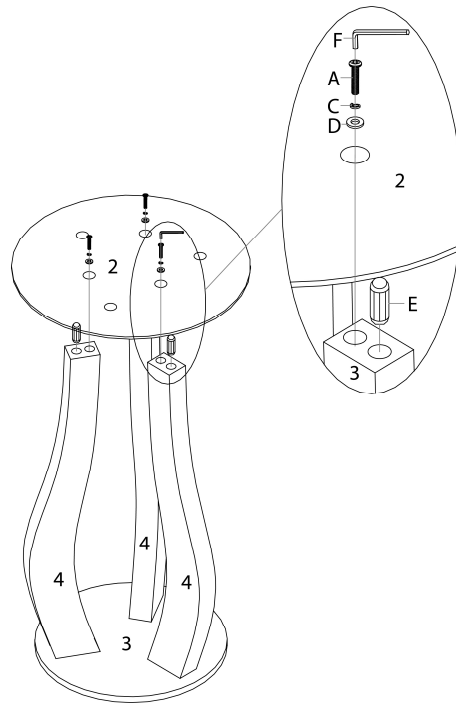
ÉTAPE / STEP 1



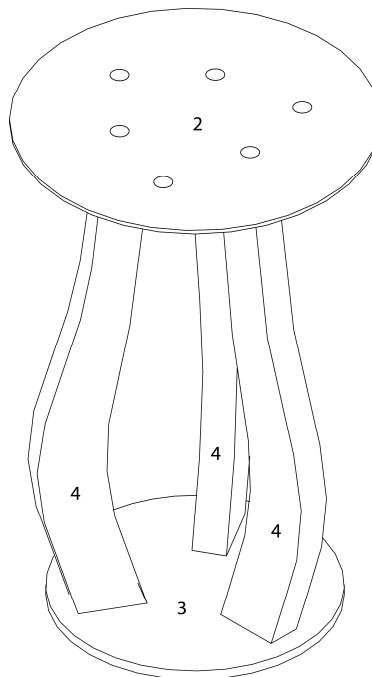
ÉTAPE / STEP 2



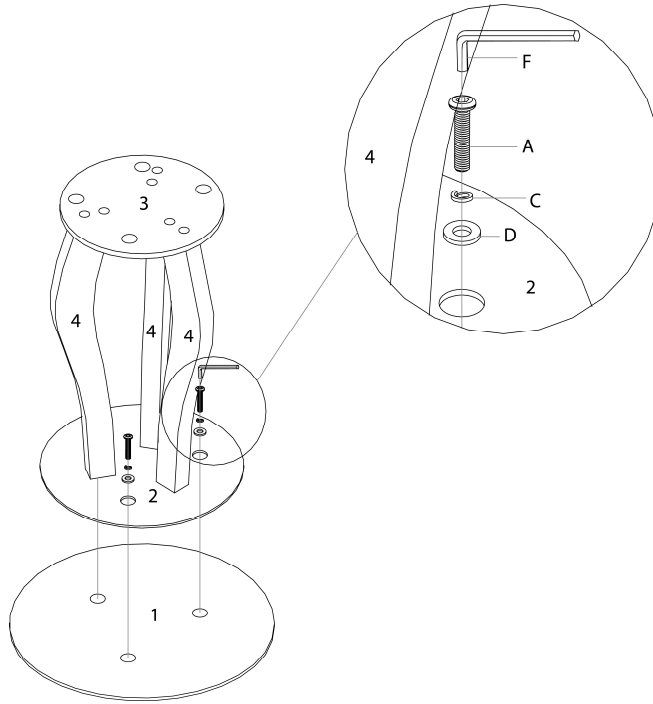
ÉTAPE / STEP 3



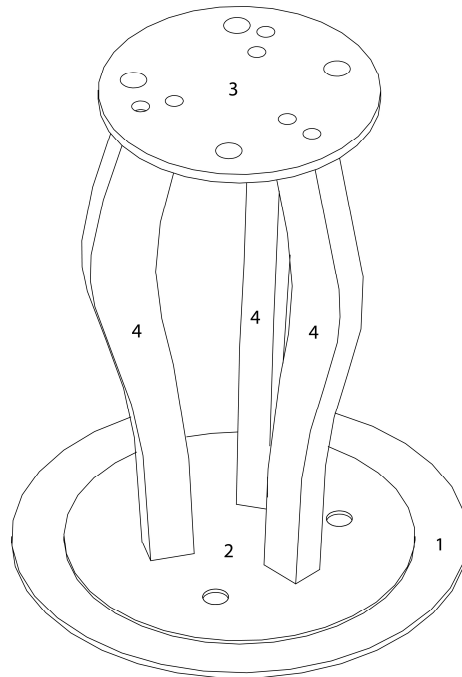
ÉTAPE / STEP 4



ÉTAPE / STEP 5



ÉTAPE / STEP 6



ÉTAPE / STEP 7

