



INSTRUCTIONS D'ASSEMBLAGE
ASSEMBLY INSTRUCTIONS

MONARCH
SPECIALTIES INC.

I 1314

TABLE A MANGER -
36"X 60" / NOYER BRUN

DINING TABLE -
36"X 60" / BROWN WALNUT

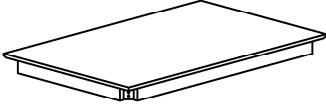



POUR DE L'ASSISTANCE OU POUR COMMANDER
DES PIÈCES CONTACTEZ NOTRE DÉPARTEMENT
DE SERVICE À LA CLIENTÈLE.

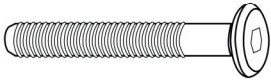

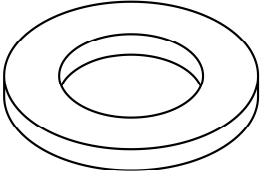
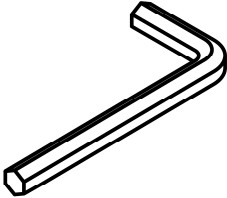
FOR ASSISTANCE OR TO ORDER PARTS
CONTACT OUR CUSTOMER SERVICE DEPARTMENT

WWW.MONARCHSERVICE.COM

LISTE DES PIÈCES
PARTS LIST

PIÈCE / PART #	IMAGE	DESCRIPTION	QTY / QTÉ
1		TABLE TOP SURFACE DE TABLE	1
2		TABLE LEG PATTE DE TABLE	4

LISTE DES PIÈCES DE MONTAGE
HARDWARE LIST

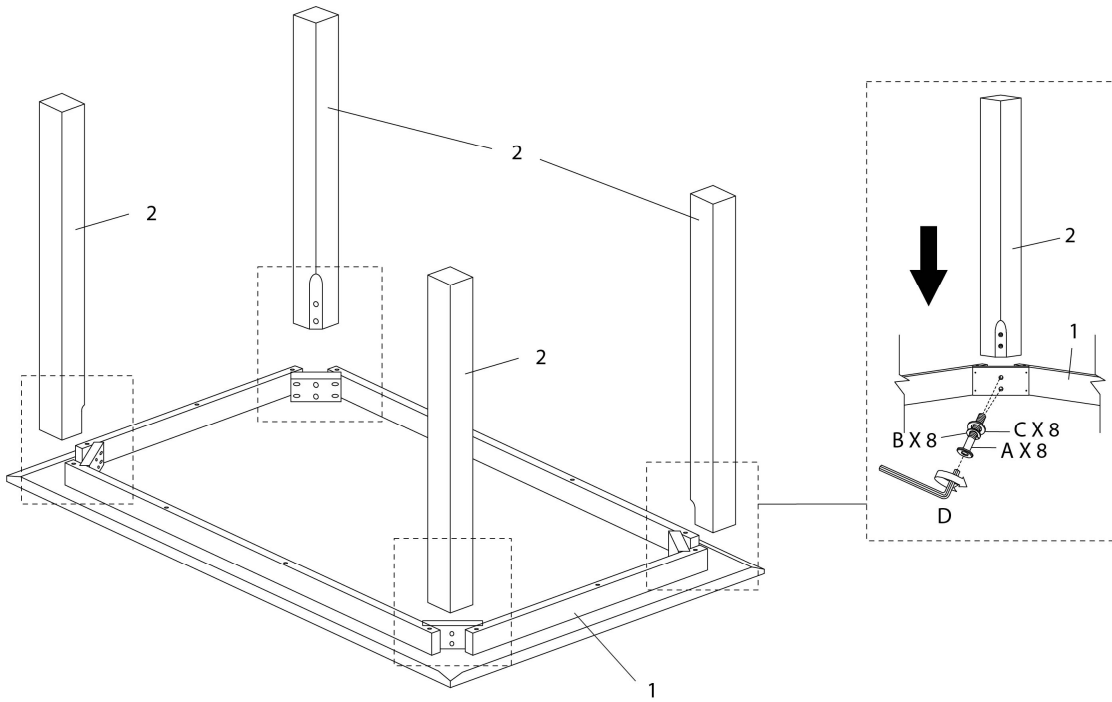
PIÈCE / PART #	IMAGE	DESCRIPTION	QTY / QTÉ
A		<p>ASSEMBLING BOLT - Ø 3/8" X 2 3/8"</p> <p>BOULON D'ASSEMBLAGE - Ø 3/8" X 2 3/8"</p>	8
B		<p>LOCK WASHER</p> <p>ENTRETOISE DE MÉTAL</p>	8
C		<p>METAL WASHER</p> <p>RONDELLE DE MÉTAL</p>	8
D		<p>HEX KEY</p> <p>CLÉ HEXAGONALE</p>	1



OUTIL DE VÉRIFICATION DE DIMENSIONS DES PIÈCES
HARDWARE DIMENSIONS VERIFICATION TOOL



ÉTAPE / STEP 1



ÉTAPE / STEP 2

