



**INSTRUCTIONS D'ASSEMBLAGE
ASSEMBLY INSTRUCTIONS**

MONARCH
SPECIALTIES INC.

I 1312

**CHAISE -
2PCS - 40"H / NOYER BRUN / SIEGE TISSU BEIGE**

**DINING CHAIR -
2PCS / 40"H BROWN WALNUT / BEIGE FABRIC**

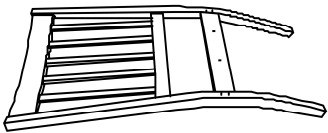

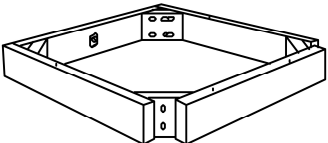
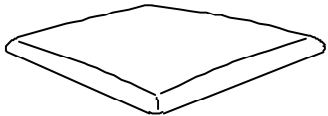


**POUR DE L'ASSISTANCE OU POUR COMMANDER
DES PIÈCES CONTACTEZ NOTRE DÉPARTEMENT
DE SERVICE À LA CLIENTÈLE.**

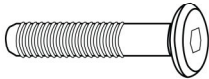
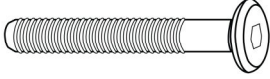
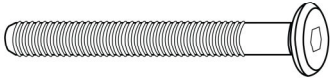

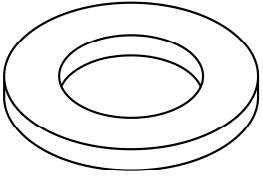
**FOR ASSISTANCE OR TO ORDER PARTS
CONTACT OUR CUSTOMER SERVICE DEPARTMENT**

WWW.MONARCHSERVICE.COM

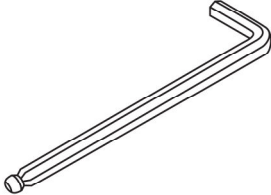
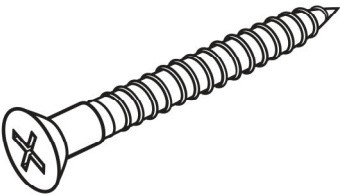
LISTE DES PIÈCES
PARTS LIST

PIÈCE / PART #	IMAGE	DESCRIPTION	QTY / QTÉ
1		<p>CHAIR BACK DOSSIER</p>	2
2		<p>CHAIR LEGS (FRONT) PATTES DE CHAISE (AVANT)</p>	4
3		<p>SEAT FRAME CADRE DU SIÈGE</p>	2
4		<p>SEAT CUSHION COUSSIN DU SIÈGE</p>	2

LISTE DES PIÈCES DE MONTAGE
HARDWARE LIST

PIÈCE / PART #	IMAGE	DESCRIPTION	QTY / QTÉ
A		ASSEMBLING BOLT - Ø 1/4" X 1 3/8" BOULON D'ASSEMBLAGE - Ø 1/4" X 1 3/8"	4
B		ASSEMBLING BOLT - Ø 1/4" X 2 3/8" BOULON D'ASSEMBLAGE - Ø 1/4" X 2 3/8"	8
C		ASSEMBLING BOLT - Ø 1/4" X 3 1/8" BOULON D'ASSEMBLAGE - Ø 1/4" X 3 1/8"	8
D		LOCK WASHER ENTRETOISE DE MÉTAL	20
E		METAL WASHER RONDELLE DE MÉTAL	20

LISTE DES PIÈCES DE MONTAGE
HARDWARE LIST

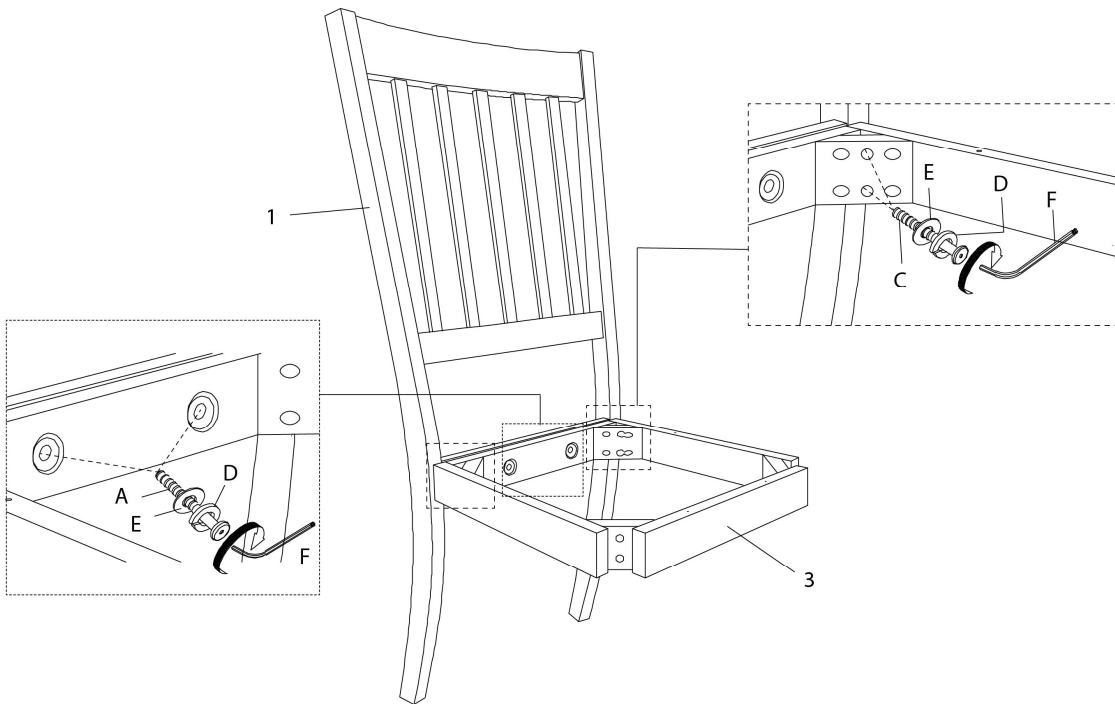
PIÈCE / PART #	IMAGE	DESCRIPTION	QTY / QTÉ
F		<p>HEX KEY CLÉ HEXAGONALE</p>	1
G		<p>ASSEMBLING SCREW - Ø 1/8" X 1 1/4" VIS D'ASSEMBLAGE - Ø 1/8" X 1 1/4"</p>	8



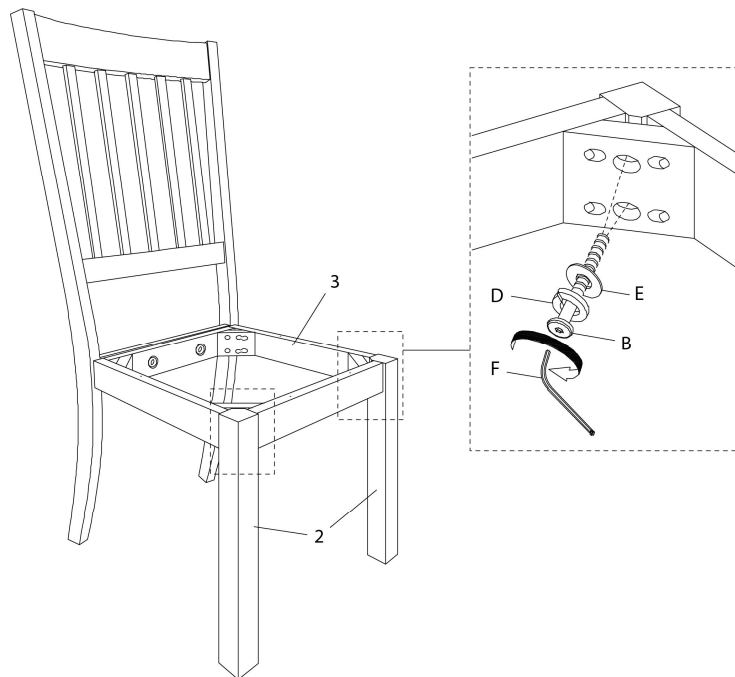
OUTIL DE VÉRIFICATION DE DIMENSIONS DES PIÈCES
HARDWARE DIMENSIONS VERIFICATION TOOL



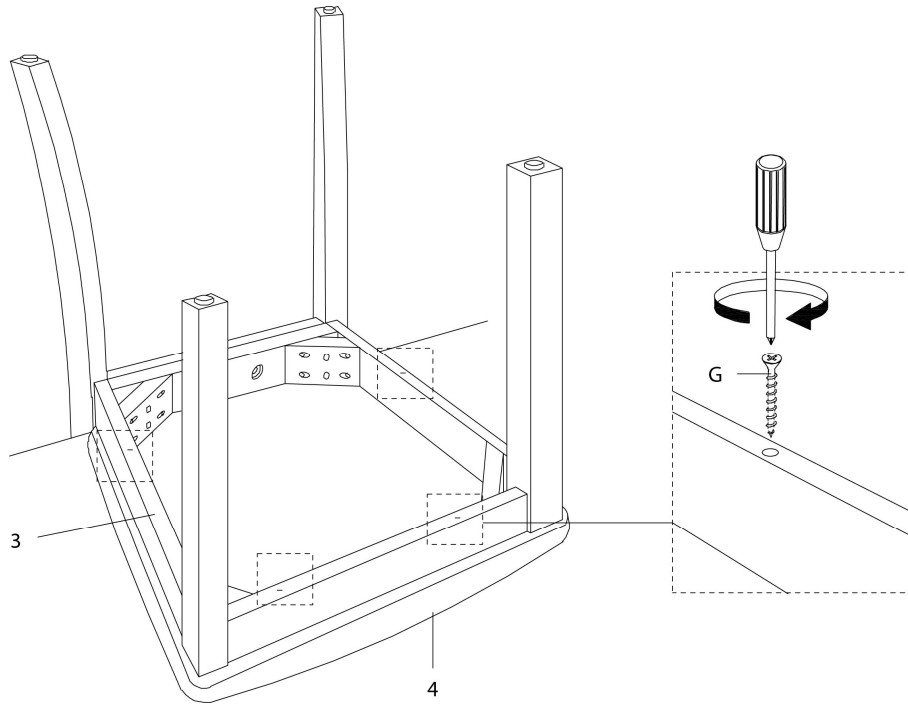
ÉTAPE / STEP 1



ÉTAPE / STEP 2



ÉTAPE / STEP 3



ÉTAPE / STEP 4

