



# 48-INCH 6-BURNER DUAL-FUEL STEAM RANGE

DOP48M86D | CONTEMPORARY



## AVAILABLE MODELS

- DOP48M86DLS Stainless Steel, Natural Gas
- DOP48M86DPS Stainless Steel, Liquid Propane
- DOP48M86DLM Graphite Stainless Steel, Natural Gas
- DOP48M86DPM Graphite Stainless Steel, Liquid Propane

## FEATURES & BENEFITS

- Exclusive Four-Part Dual Pure Convection - heat, air, baffle, and filter to precisely distribute heat for superior cooking results.
- Real Steam™ and Convection Oven - the power of steam and convection cooking in one.
- Large oven capacity - 4.8 cu. ft. / 1.8 cu. ft.
- 6 Dual-Stack Sealed Burners with 15" continuous cast iron grate.
- Powerful 22K BTU and true simmer burners.
- Illumina™ Knobs and Ambient Light.
- 7" LCD Control Panel.
- Dacor iQ Kitchen app with integrated Wi-Fi to control and monitor remotely.
- Auto connect to hood.

ACCESSORIES (OPTIONAL)	
GRIDDLE	AMG48
GENERAL PROPERTIES	
COOKING MODES LARGE CAVITY	BAKE - BROIL - CONVECTION BAKE - CONVECTION ROAST - CONVECTION BROIL - FOUR-PART PURE CONVECTION - PURE CONVECTION SEAR
COOKING MODES SMALL CAVITY	BAKE - BROIL - CONVECTION BAKE - CONVECTION ROAST - CONVECTION BROIL - FOUR-PART PURE CONVECTION - REAL STEAM - STEAM BAKE - STEAM ROAST
OVEN CAPACITY (CUBIC FEET)	4.8 (LG OVEN) / 1.8 (SM OVEN)
OVEN PERFORMANCE	
BAKE ELEMENT	3,000W - 8 PASS (LG) 1,000W (SM)
BROIL ELEMENT	4,400W - 10 PASS (LG) 2,400W (SM)
CONVECTION FANS	1,300W (EA - 2,600W TOTAL) (LG) / 2,000W (SM)
STEAM HEATER	2,000W (SM)
BURNER PERFORMANCE	
TOTAL NUMBER OF COOKTOP BURNERS	6
LEFT FRONT (BTU)	18,000 DUAL (SIMMER)
LEFT REAR (BTU)	16,000 STACK DUAL (SIMMER)
CENTER FRONT (BTU)	16,000 STACK DUAL (SIMMER)
CENTER REAR (BTU)	16,000 STACK DUAL (SIMMER)
RIGHT FRONT (BTU)	22,000 DUAL (SIMMER)
RIGHT REAR (BTU)	9,000 STACK DUAL (SIMMER)
SEALED BURNERS	YES
PERMA-FLAME™ (AUTO RE-IGNITION)	YES
CONTROL FEATURES	
NUMBER OF KNOBS	6 + 2 LAMP KNOBS
CONTROL METHOD	7" POP-UP LCD
WI-FI	YES
BLUETOOTH (HOOD CONNECTION)	YES
ILLUMINA™ BURNER KNOBS	YES
HIGHLIGHTING COLOUR	WHITE
AMBIENT LIGHTING	YES (DIMMING)
CLOCK	YES
DELAY START	YES
KITCHEN TIMER	YES
TIME OF DAY (12 HR/24 HR)	YES
TEMPERATURE (F/C)	YES
CHILD LOCK	YES
SOUND ON/OFF	YES
MANUAL LIGHTING ON/OFF	YES



## 48-INCH 6-BURNER DUAL-FUEL STEAM RANGE

### ADDITIONAL FEATURES

CLEANING TYPE	SELF CLEAN (PRIMARY) GREENCLEAN™ (BOTH OVENS)
TYPE OF GRATE	CONTINUOUS CAST IRON
CAVITY	BLACK ENAMEL COATING
RACK POSITIONS	6 (LG) / 4 (SM)
CONVECTION TYPE	DUAL (LG) / SINGLE (SM)
LIGHTING	BRIGHTVUE™ - LED + HALOGEN

### ADDITIONAL MODES

KEEP WARM	YES (BOTH)
LOW PROOF	YES (LG) - STEAM (SM)
PROOF	YES (LG) - STEAM (SM)
STONE MODE	YES (LG)
DEHYDRATE	YES (LG)
GOURMET COOK	YES (LG)
SABBATH	YES

### ADDITIONAL STEAM MODES

FINE STEAM	YES (SM)
GUIDED STEAM	YES (SM)
RECOVERY HEAT (AUTO REHEAT)	YES (SM)

### OPTIONAL MODES

TEMPERATURE PROBE	YES (BOTH)
INSTANT HEAT (NO PREHEAT)	YES (LG) WITH CONVECTION ROAST / CONVECTION BAKE
STEAM PROOF	YES (SM)

### STEAM PROPERTIES

TYPE	REAL STEAM
WATER TANK SIZE	1.5L
WATER TANK LOCATION	SMALL CAVITY (TOP FRONT)
WATER TANK MATERIAL	PLASTIC
WATER TANK TYPE	MANUAL

### TECHNICAL DETAILS

CIRCUIT BREAKER (A)	50
VOLTS (V)	240 / 208
FREQUENCY (HZ)	60
ENERGY SOURCE	GAS AND ELECTRIC
GAS TYPE	NATURAL GAS LIQUID PROPANE

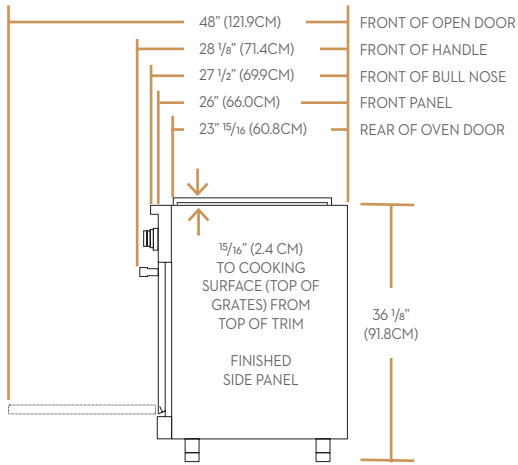
### DIMENSIONS & WEIGHT

APPLIANCE DIMENSIONS (W X H X D) (IN.)	36 1/8" X 47 7/8" X 27 1/2"
REQUIRED CUTOUT SIZE (W X D) (IN.)	48" X 24"

### WARRANTY

LIMITED, PARTS AND LABOUR	2 YEARS
---------------------------	---------

### APPLIANCE DIMENSIONS

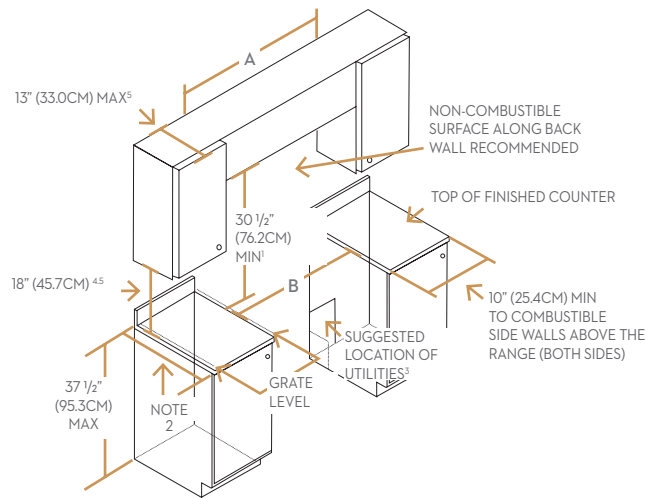


WIDTH: DOP486M96DL - 47 7/8" (121.6 CM)

### 48"

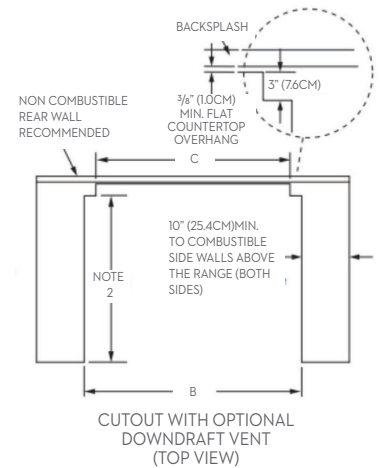
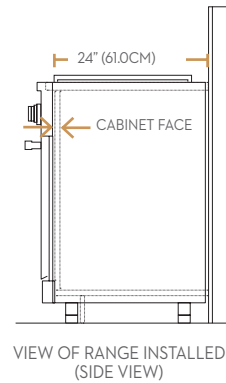
A (WIDTH)	47 7/8" (121.6CM)
B (DEPTH)	27 1/2" (69.9CM)
C (HEIGHT)	36 1/8" (91.8CM)

### INSTALLATION CUTOUT DIMENSIONS



### 48"

A	54" (137.2CM)* 48" (121.9CM)**
B	48" (121.9CM)** 48 1/8" (122.2CM)***
C	43 1/2" (110.5CM)



\*RECOMMENDED  
 \*\*MINIMUM  
 \*\*\*MAXIMUM