



INSTRUCTIONS D'ASSEMBLAGE
ASSEMBLY INSTRUCTIONS

MONARCH
SPECIALTIES INC.

I 6004F

LIT -
DOUBLE / TETE DE LIT SEULEMENT TISSUS BEIGE

BED -
FULL SIZE / BEIGE LINEN HEADBOARD ONLY

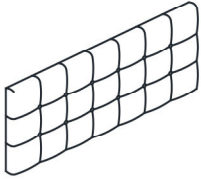
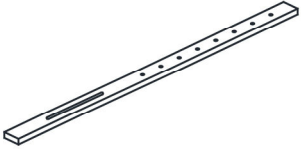


**POUR DE L'ASSISTANCE OU POUR COMMANDER
DES PIÈCES CONTACTEZ NOTRE DÉPARTEMENT
DE SERVICE À LA CLIENTÈLE.**



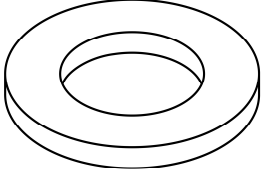


**FOR ASSISTANCE OR TO ORDER PARTS
CONTACT OUR CUSTOMER SERVICE DEPARTMENT**

WWW.MONARCHSERVICE.COM

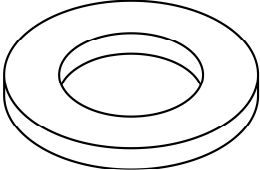
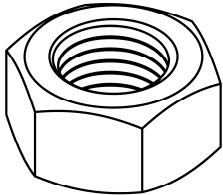
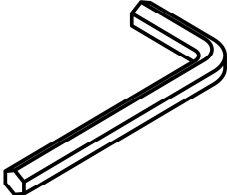
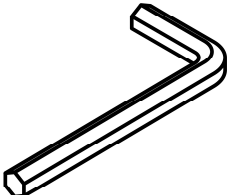
LISTE DES PIÈCES
PARTS LIST

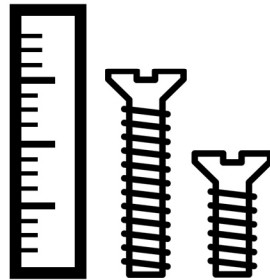
PIÈCE / PART #	IMAGE	DESCRIPTION	QTY / QTÉ
1		HEADBOARD TÊTE DE LIT	1
2		LEG PATTE	2

LISTE DES PIÈCES DE MONTAGE
HARDWARE LIST

PIÈCE / PART #	IMAGE	DESCRIPTION	QTY / QTÉ
A		<p align="center">ASSEMBLING BOLT - Ø 3/8" X 2" BOULON D'ASSEMBLAGE - Ø 3/8" X 2"</p>	4
B		<p align="center">LOCK WASHER - Ø 3/8" X 3/4" ENTRETOISE DE MÉTAL - Ø 3/8" X 3/4"</p>	4
C		<p align="center">METAL WASHER - Ø 3/8" X 7/8" RONDELLE DE MÉTAL - Ø 3/8" X 7/8"</p>	4
D		<p align="center">ASSEMBLING BOLT - Ø 1/4" X 2" BOULON D'ASSEMBLAGE - Ø 1/4" X 2"</p>	4
E		<p align="center">LOCK WASHER - Ø 1/4" X 1/2" ENTRETOISE DE MÉTAL - Ø 1/4" X 1/2"</p>	4

LISTE DES PIÈCES DE MONTAGE
HARDWARE LIST

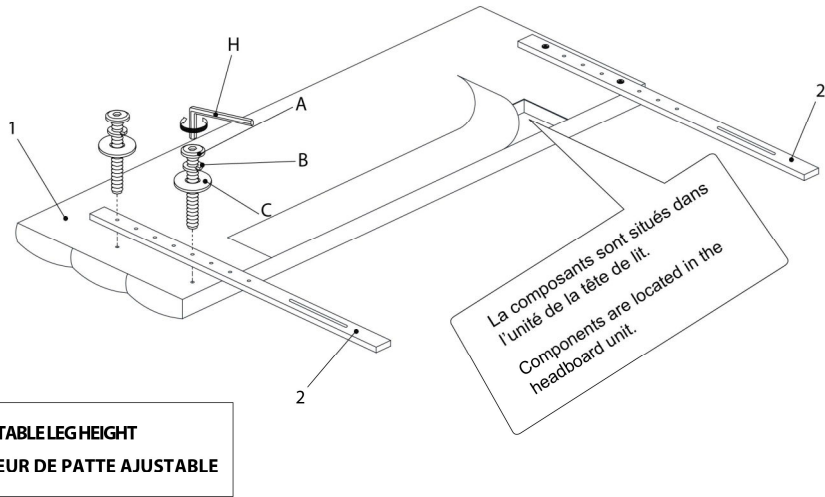
PIÈCE / PART #	IMAGE	DESCRIPTION	QTY / QTÉ
F		METAL WASHER - Ø 1/4" X 3/4" RONDELLE DE MÉTAL - Ø 1/4" X 3/4"	8
G		HEX NUT - M6 ÉCROU HEXAGONALE - M6	4
H		HEX KEY - M5 X 2 1/2" CLÉ HEXAGONALE - M5 X 2 1/2"	1
I		HEX KEY - M4 X 2 1/2" CLÉ HEXAGONALE - M4 X 2 1/2"	1



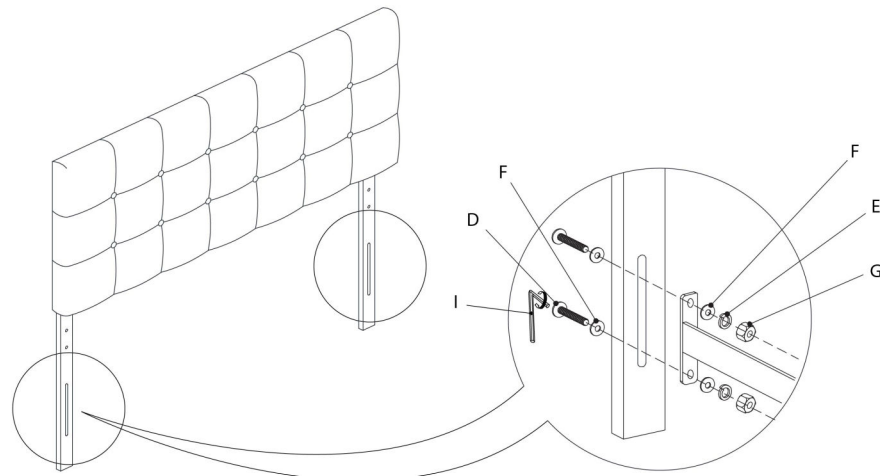
OUTIL DE VÉRIFICATION DE DIMENSIONS DES PIÈCES
HARDWARE DIMENSIONS VERIFICATION TOOL



ÉTAPE / STEP 1



ÉTAPE / STEP 2



ÉTAPE / STEP 3

