



INSTRUCTIONS D'ASSEMBLAGE
ASSEMBLY INSTRUCTIONS

MONARCH
SPECIALTIES INC.

I 1251

TABOURET DE BAR -
2PCS / 42" H / PIVOTANT / CHENE FONCE

BARSTOOL -
2PCS / 42" H / SWIVEL / DARK OAK BAR HEIGHT

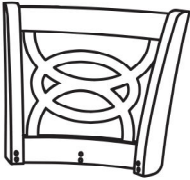


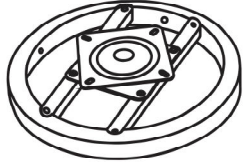



**POUR DE L'ASSISTANCE OU POUR COMMANDER
DES PIÈCES CONTACTEZ NOTRE DÉPARTEMENT
DE SERVICE À LA CLIENTÈLE.**





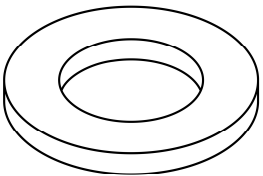
**FOR ASSISTANCE OR TO ORDER PARTS
CONTACT OUR CUSTOMER SERVICE DEPARTMENT**

WWW.MONARCHSERVICE.COM

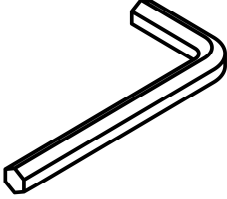
LISTE DES PIÈCES
PARTS LIST

PIÈCE / PART #	IMAGE	DESCRIPTION	QTY / QTÉ
1		<p>BACK REST DOSSIER</p>	2
2		<p>CHAIR LEG PATTE DE CHAISE</p>	8
3		<p>FOOT REST APPUI DU PIED</p>	2
4		<p>SWIVEL PLATE PLAQUE TOURNANTE</p>	2
5		<p>SEAT CUSHION COUSSIN DU SIÈGE</p>	2

LISTE DES PIÈCES DE MONTAGE
HARDWARE LIST

PIÈCE / PART #	IMAGE	DESCRIPTION	QTY / QTÉ
A		ASSEMBLING BOLT - Ø 1/4" X 1" BOULON D'ASSEMBLAGE - Ø 1/4" X 1"	8
B		ASSEMBLING BOLT - Ø 1/4" X 1 1/2" BOULON D'ASSEMBLAGE - Ø 1/4" X 1 1/2"	16
C		ASSEMBLING BOLT - Ø 1/4" X 1 3/4" BOULON D'ASSEMBLAGE - Ø 1/4" X 1 3/4"	12
D		LOCK WASHER - Ø 1/4" X 5/8" ENTRETOISE DE MÉTAL - Ø 1/4" X 5/8"	28
E		METAL WASHER - Ø 1/4" X 1" RONDELLE DE MÉTAL - Ø 1/4" X 1"	28

LISTE DES PIÈCES DE MONTAGE
HARDWARE LIST

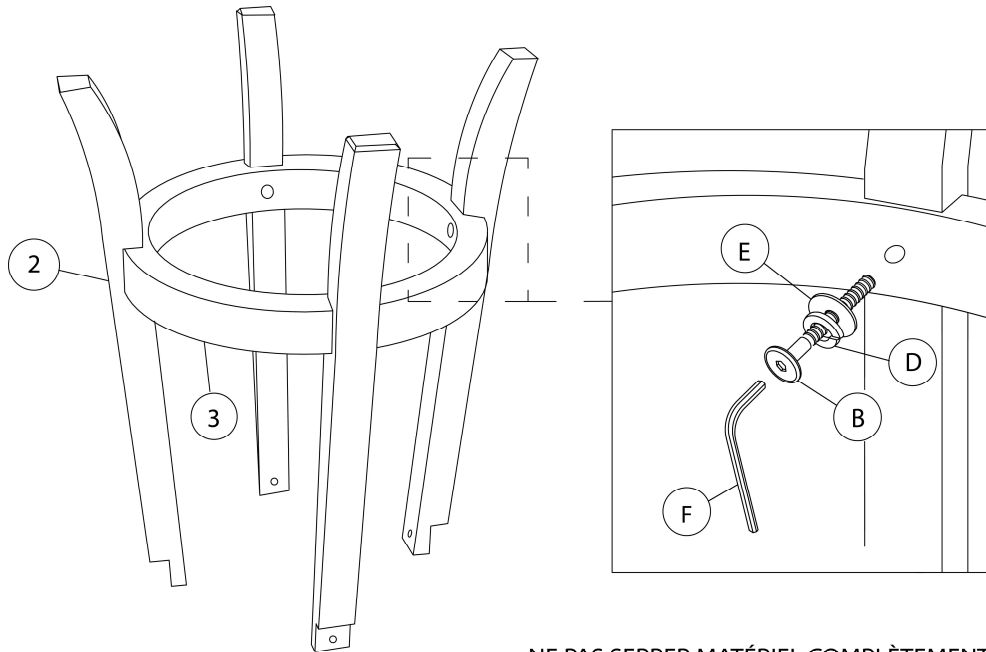
PIÈCE / PART #	IMAGE	DESCRIPTION	QTY / QTÉ
F		HEX KEY CLÉ HEXAGONALE	1



OUTIL DE VÉRIFICATION DE DIMENSIONS DES PIÈCES
HARDWARE DIMENSIONS VERIFICATION TOOL

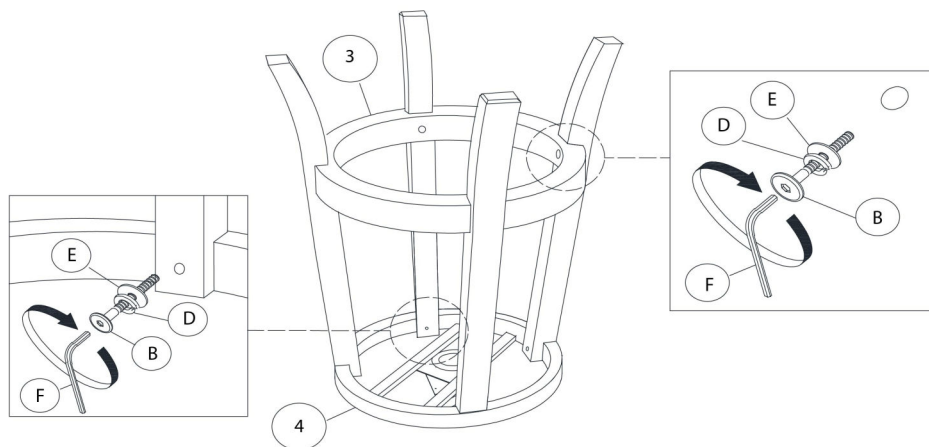


ÉTAPE / STEP 1



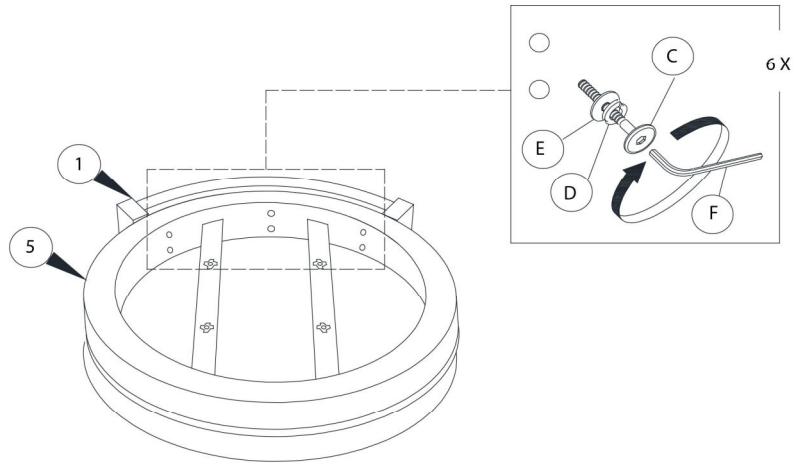
NE PAS SERRER MATÉRIEL COMPLÈTEMENT.
DO NOT TIGHTEN HARDWARE COMPLETELY.

ÉTAPE / STEP 2



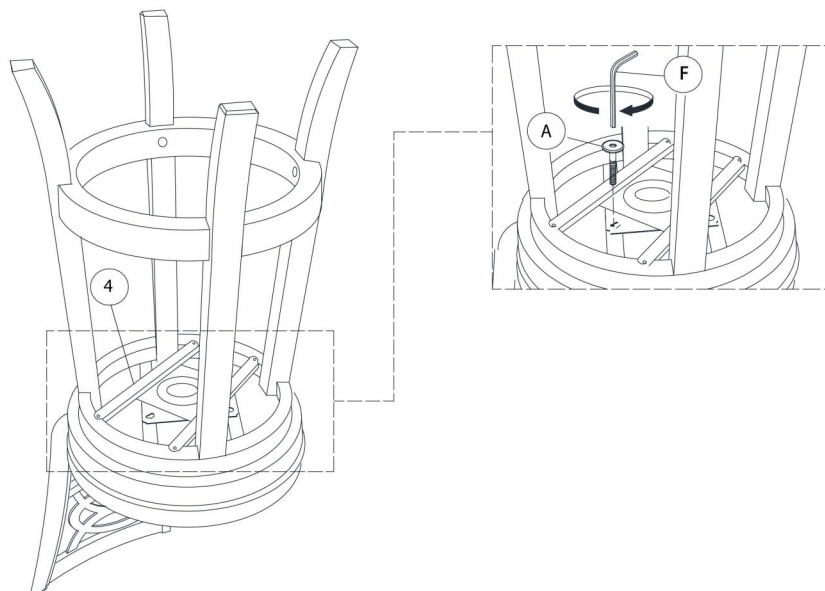
SERRER MATÉRIEL À L'ÉTAPE 1 & 2 COMPLÈTEMENT.
TIGHTEN HARDWARE IN STEP 1 & 2 COMPLETELY.

ÉTAPE / STEP 3



SERRER ENSEMBLE APRÈS EST FAIT ALIGNEMENT.
TIGHTEN TOGETHER AFTER ALIGNMENT IS DONE.

ÉTAPE / STEP 4



ÉTAPE / STEP 5

