



**INSTRUCTIONS D'ASSEMBLAGE  
ASSEMBLY INSTRUCTIONS**

---

**M**ONARCH  
SPECIALTIES INC.

# I 3445

---

**TABLES GIGOGNES -  
ENS. 2PCS / METAL OR / VERRE TREMPE**

**NESTING TABLE -  
2PCS SET / GOLD METAL WITH TEMPERED GLASS**

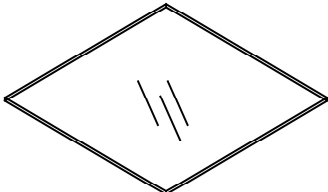
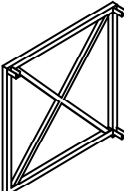
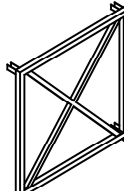
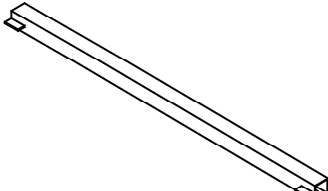
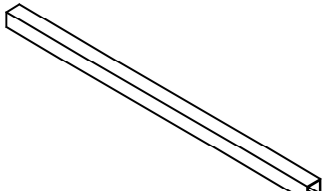


**POUR DE L'ASSISTANCE OU POUR COMMANDER  
DES PIÈCES CONTACTEZ NOTRE DÉPARTEMENT  
DE SERVICE À LA CLIENTÈLE.**

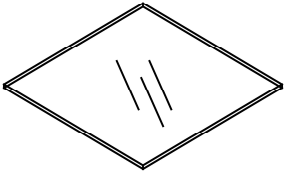
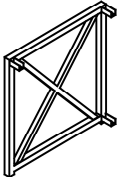
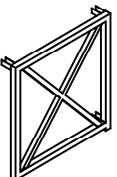
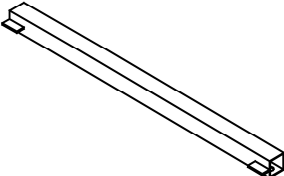
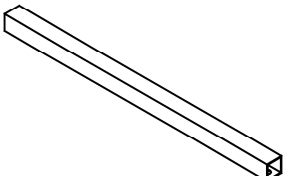
**FOR ASSISTANCE OR TO ORDER PARTS  
CONTACT OUR CUSTOMER SERVICE DEPARTMENT**

**WWW.MONARCHSERVICE.COM**


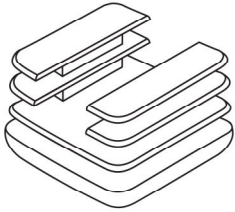
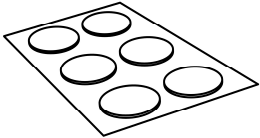
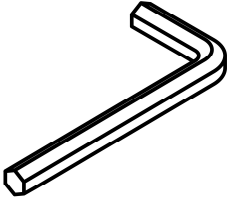
**LISTE DES PIÈCES**  
**PARTS LIST**

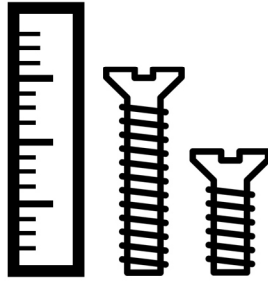
PIÈCE / PART #	IMAGE	DESCRIPTION	QTY / QTÉ
1		<p>GLASS TOP (LARGE) SURFACE EN VERRE (GRANDE)</p>	1
2		<p>LEG FOR LARGE TABLE PATTE POUR GRANDE TABLE</p>	1
3		<p>LEG FOR LARGE TABLE PATTE POUR GRANDE TABLE</p>	1
4		<p>CROSSBAR (LONG) BARRE TRANSVERSALE (LONGUE)</p>	2
5		<p>CROSSBAR (LONG) BARRE TRANSVERSALE (LONGUE)</p>	1

**LISTE DES PIÈCES**  
**PARTS LIST**

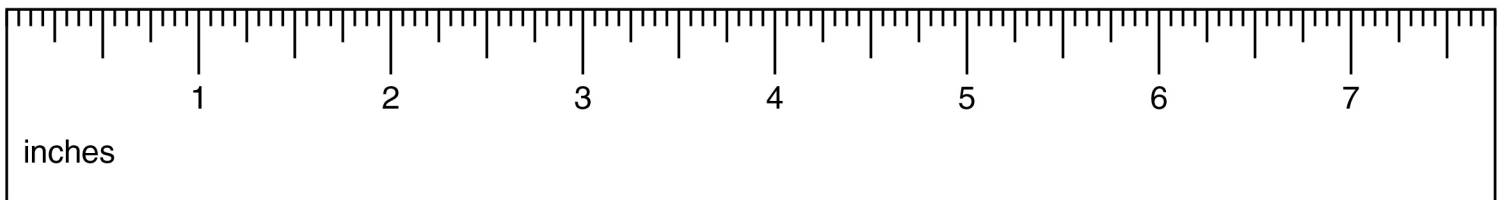
PIÈCE / PART #	IMAGE	DESCRIPTION	QTY / QTÉ
6		GLASS TOP (SMALL) SURFACE EN VERRE (PETITE)	1
7		LEG FOR SMALL TABLE PATTE POUR PETITE TABLE	1
8		LEG FOR SMALL TABLE PATTE POUR PETITE TABLE	1
9		CROSSBAR (SHORT) BARRE TRANSVERSALE (COURTE)	2
10		CROSSBAR (SHORT) BARRE TRANSVERSALE (COURTE)	1

**LISTE DES PIÈCES DE MONTAGE**  
**HARDWARE LIST**

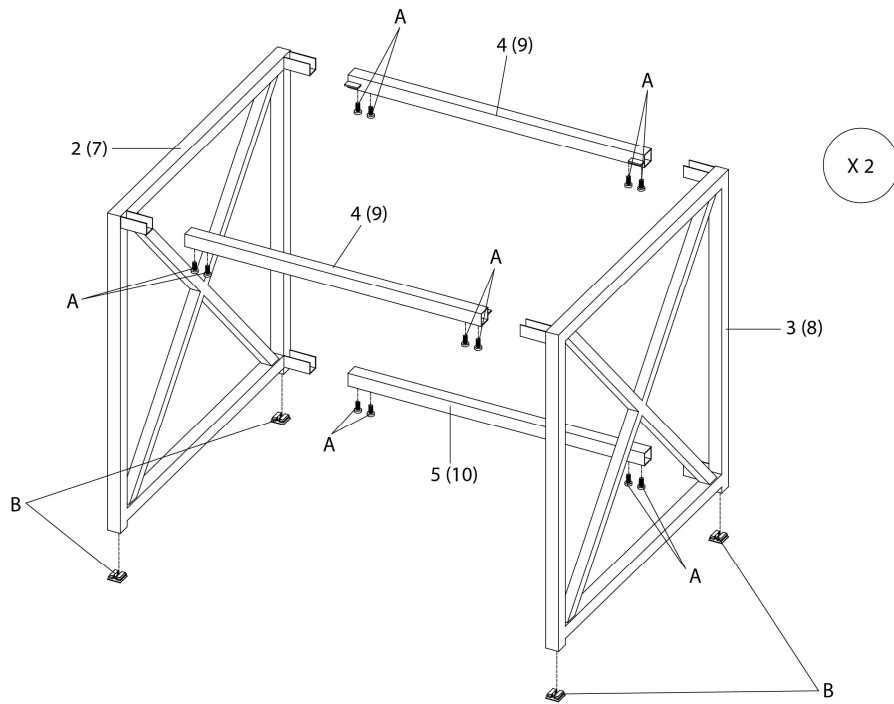
PIÈCE / PART #	IMAGE	DESCRIPTION	QTY / QTÉ
A		<p align="center">ASSEMBLING BOLT - Ø1/4" X 1/2" BOULON D'ASSEMBLAGE - Ø1/4" X 1/2"</p>	24
B		<p align="center">FLOOR PROTECTOR - 5/8" X 5/8" PROTECTEUR DE PLANCHER - 5/8" X 5/8"</p>	8
C		<p align="center">TRANSPARENT RUBBER - Ø3/8" CAOUTCHOUC TRANSPARENT - Ø3/8"</p>	8
D		<p align="center">HEX KEY CLÉ HEXAGONALE</p>	1



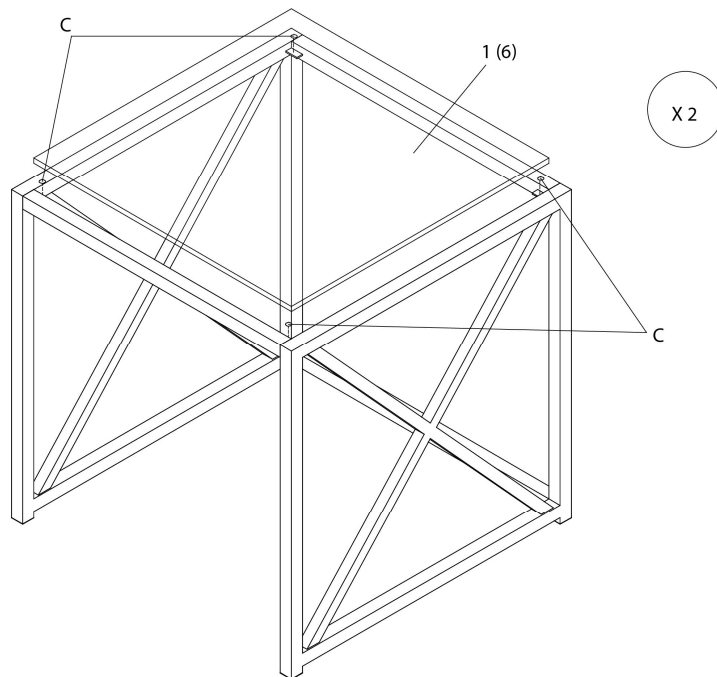
OUTIL DE VÉRIFICATION DE DIMENSIONS DES PIÈCES  
HARDWARE DIMENSIONS VERIFICATION TOOL



ÉTAPE / STEP 1



ÉTAPE / STEP 2



ÉTAPE / STEP 3

