



INSTRUCTIONS D'ASSEMBLAGE
ASSEMBLY INSTRUCTIONS

MONARCH
SPECIALTIES INC.

I 1124

CHAISE -
2PCS / 39" H / SIMILI-CUIR GREY / METAL

DINING CHAIR -
2PCS / 39" H / GREY LEATHER-LOOK / METAL


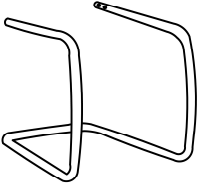



**POUR DE L'ASSISTANCE OU POUR COMMANDER
DES PIÈCES CONTACTEZ NOTRE DÉPARTEMENT
DE SERVICE À LA CLIENTÈLE.**

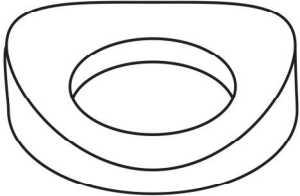

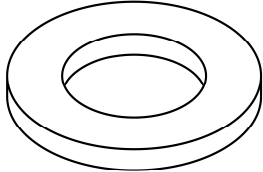
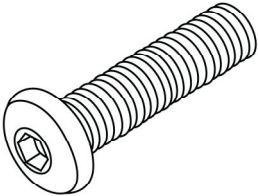
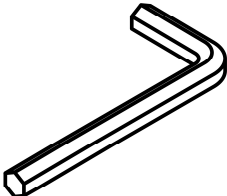
**FOR ASSISTANCE OR TO ORDER PARTS
CONTACT OUR CUSTOMER SERVICE DEPARTMENT**

WWW.MONARCHSERVICE.COM

LISTE DES PIÈCES
PARTS LIST

PIÈCE / PART #	IMAGE	DESCRIPTION	QTY / QTÉ
1		<p>BACK DOSSIER</p>	2
2		<p>CHAIR LEG PATTE DE CHAISE</p>	2
3		<p>SEAT CUSHION COUSSIN DU SIÈGE</p>	2

LISTE DES PIÈCES DE MONTAGE
HARDWARE LIST

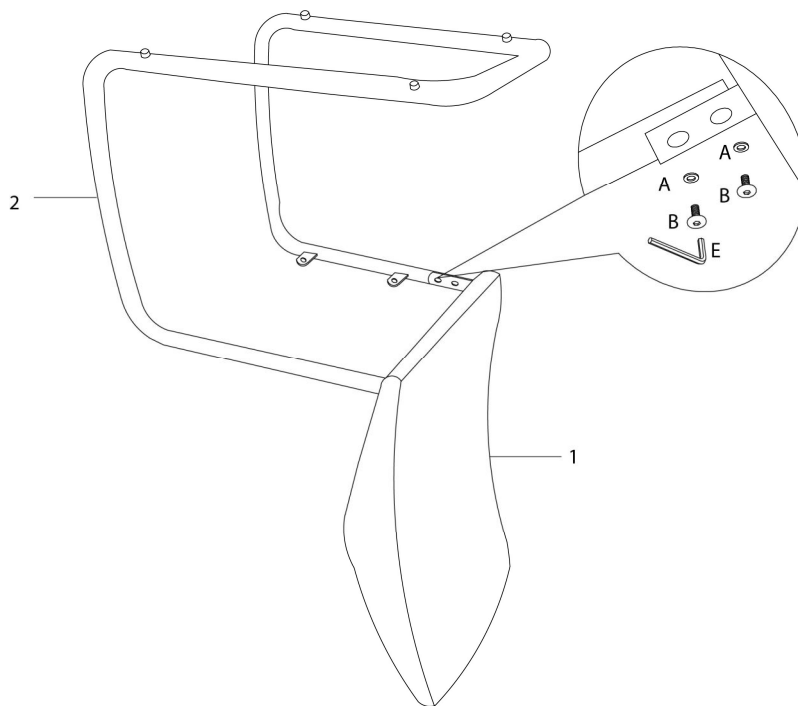
PIÈCE / PART #	IMAGE	DESCRIPTION	QTY / QTÉ
A		CURVED WASHER - Ø7/8" RONDELLE CURVÉE - Ø7/8"	8
B		ASSEMBLING BOLT - Ø 3/8" X 3/4" BOULON D'ASSEMBLAGE - Ø 3/8" X 3/4"	8
C		METAL WASHER - Ø 3/4" RONDELLE DE MÉTAL - Ø 3/4"	8
D		ASSEMBLING BOLT - Ø 1/4" X 3/4" BOULON D'ASSEMBLAGE - Ø 1/4" X 3/4"	8
E		HEX KEY CLÉ HEXAGONALE	2



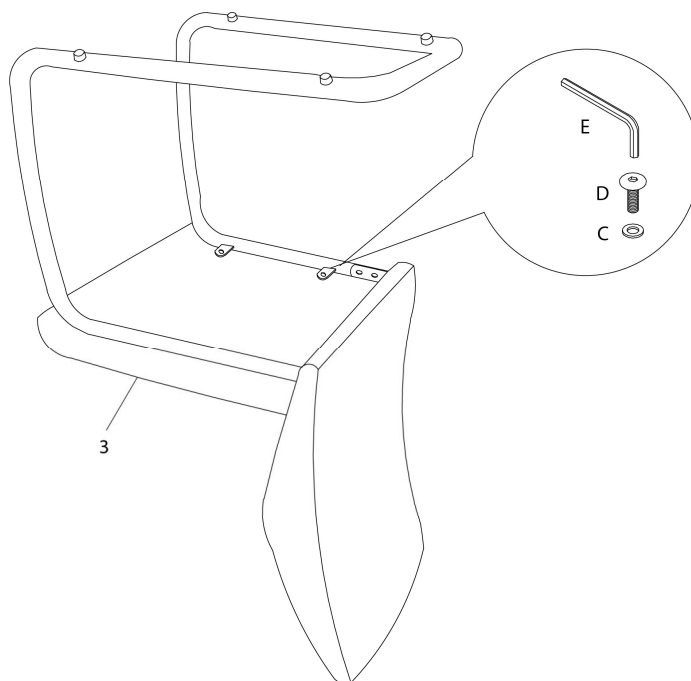
OUTIL DE VÉRIFICATION DE DIMENSIONS DES PIÈCES
HARDWARE DIMENSIONS VERIFICATION TOOL



ÉTAPE / STEP 1



ÉTAPE / STEP 2



ÉTAPE / STEP 3

